LED WIRE	
NO	SYMBOL
1	ANODE
2	CATHODE

26	V0
25	V4
24	V3
23	V2
22	V1
21	CAP2-
20	CAP2+
19	CAP1+
18	CAP1-
17	CAP3+
16	VOUT
15	VSS
14	VDD
13	D7
12	D6
11	D5
10	D4
9	D3
8	D2
7	D1
6	D0
5	/RD
4	/WR
3	A0
2	/RES
1	CS1
PIN NO.	SYMBOL

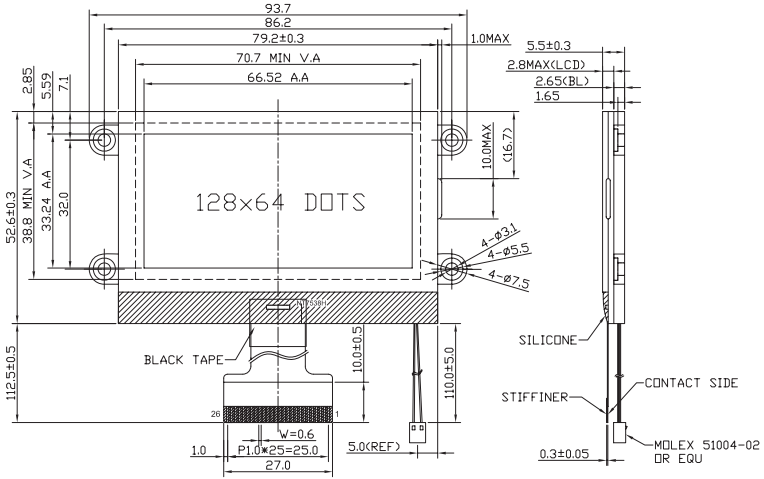

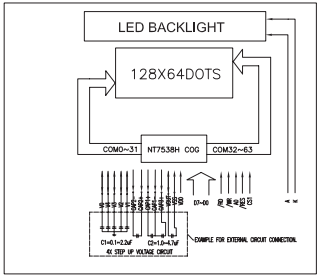
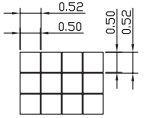
BLOCK DIAGRAM